

Note: Some designs in this collection may have been created using unique special stitches and/or techniques. To preserve design integrity when rescaling or rotating designs in your software, always rescale or rotate designs using the handles directly on-screen.



**CC06301 Small Cappuccino Cup**  
2.51 X 2.01 in.  
63.75 X 51.05 mm  
7,192 St. ✿ S

Cappuccino

**CC06302 Cappuccino Wording**  
2.46 X .99 in.  
62.48 X 25.15 mm  
833 St. ✿ S



**CC06303 Small Coffee Cup**  
2.01 X 2.00 in.  
51.05 X 50.80 mm  
5,164 St. ✿

Hot Coffee

**CC06304 Hot Coffee Wording**  
2.77 X 1.06 in.  
70.36 X 26.92 mm  
934 St. ✿ S



**CC06305 Small Latte Cup**  
2.32 X 2.23 in.  
58.93 X 56.64 mm  
5,401 St. ✿

Caffè Latte

**CC06306 Caffè Latte Wording**  
2.78 X 1.10 in.  
70.61 X 27.94 mm  
952 St. ✿ S



**CC06307 Small Espresso Cup**  
1.70 X 2.38 in.  
43.18 X 60.45 mm  
4,477 St. ✿

Espresso

**CC06308 Espresso Wording**  
2.64 X .80 in.  
67.06 X 20.32 mm  
671 St. ✿ S



**CC06309 Small Sweet Chocolate**  
2.49 X 1.17 in.  
63.25 X 29.72 mm  
6,207 St. S

Sweet Chocolate

**CC06310 Sweet Chocolate Wording**  
3.74 X 1.24 in.  
95.00 X 31.50 mm  
1,270 St. ✿ S

muddy water mud puddle fuel black tea black joe

**CC06311 Muddy Water**  
2.14 X .75 in.  
54.36 X 19.05 mm  
565 St. ✿ S

**CC06312 Mud Puddle**  
2.16 X .80 in.  
54.86 X 20.32 mm  
542 St. ✿ S

**CC06313 Fuel**  
1.22 X .88 in.  
30.99 X 22.35 mm  
260 St. ✿ S

**CC06314 Black Tea**  
1.69 X .63 in.  
42.93 X 16.00 mm  
458 St. ✿ S

**CC06315 Black Joe**  
1.72 X .76 in.  
43.69 X 19.30 mm  
455 St. ✿ S

chocolate cocoa eye opener slam dunk mocha

**CC06316 Chocolate**  
1.65 X .75 in.  
41.91 X 19.05 mm  
491 St. ✿ S

**CC06317 Cocoa**  
.96 X .29 in.  
22.35 X 6.10 mm  
165 St. ✿ S

**CC06318 Eye Opener**  
1.64 X .59 in.  
41.66 X 14.99 mm  
427 St. ✿ S

**CC06319 Slam Dunk**  
1.57 X .69 in.  
39.88 X 17.53 mm  
418 St. ✿ S

**CC06320 Mocha**  
1.12 X .54 in.  
28.45 X 13.72 mm  
282 St. ✿ S

✿ Design contains a loose fill.  
✿ Some white areas shown are not stitched.

L Design is larger than 5" (127 mm) in either direction.  
S Design is smaller than 1.5" (38.1 mm) in either direction.

Note: Some designs in this collection may have been created using unique special stitches and/or techniques. To preserve design integrity when rescaling or rotating designs in your software, always rescale or rotate designs using the handles directly on-screen.



**CC06321 My Fix**  
1.31 X .83 in.  
33.27 X 21.08 mm  
310 St. **S**



**CC06322 Beans**  
.52 X .94 in.  
13.21 X 23.88 mm  
538 St. **S**



**CC06323 Cappuccino Appliqué**  
4.88 X 5.99 in.  
123.95 X 152.15 mm  
14,330 St. **L**



**CC06324 Large Cappuccino Wording**  
2.23 X 5.75 in.  
56.64 X 146.05 mm  
4,520 St. **L**



**CC06325 Coffee Cup Appliqué**  
4.88 X 4.94 in.  
123.95 X 125.48 mm  
9,115 St. **L**



**CC06326 Large Hot Coffee Wording**  
2.51 X 6.49 in.  
63.75 X 164.85 mm  
5,024 St. **L**



**CC06327 Caffè Latte Appliqué**  
4.94 X 5.06 in.  
125.48 X 128.52 mm  
8,623 St. **L**



**CC06328 Large Caffè Latte Wording**  
2.65 X 6.48 in.  
67.31 X 164.59 mm  
5,292 St. **L**



**CC06329 Espresso Cup Appliqué**  
4.87 X 4.70 in.  
123.70 X 119.38 mm  
5,997 St. **L**



**CC06330 Large Espresso Wording**  
1.93 X 6.16 in.  
49.02 X 156.46 mm  
3,724 St. **L**



**CC06331 Sweet Chocolate Appliqué**  
3.29 X 6.87 in.  
83.57 X 174.50 mm  
6,713 St. **L**



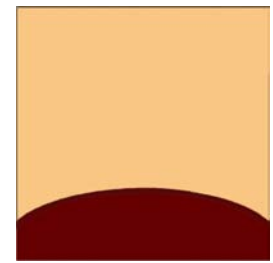
**CC06332 Large Sweet Chocolate Wording**  
2.23 X 6.88 in.  
56.64 X 174.75 mm  
5,401 St. **L**



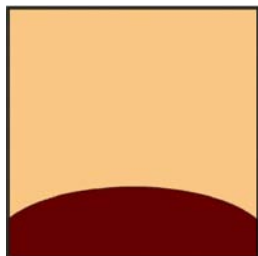
**CC06333 Single Border**  
.54 X 4.68 in.  
13.72 X 118.87 mm  
1,650 St. **S**



**CC06334 Large Border**  
.65 X 6.88 in.  
16.51 X 174.75 mm  
2,704 St. **L S**



**CC06335 Bonus Background Appliqué Unfinished Edges (JUMBO)**  
8.95 X 8.95 in.  
227.33 X 227.33 mm  
2,096 St. **L**



**CC06336 Bonus Background Appliqué Finished Edges (JUMBO)**  
9.02 X 9.02 in.  
229.11 X 229.11 mm  
7,454 St. **L**

**⌘** Design contains a loose fill.  
**⚙** Some white areas shown are not stitched.

**L** Design is larger than 5" (127 mm) in either direction.  
**S** Design is smaller than 1.5" (38.1 mm) in either direction.



# COFFEE CAFE BY LORILYNN SIMMS

## PACK 61063 • 36 DESIGNS

Listings below indicate color sample, stitching order and suggested thread color number in Isacord, YLI Fine Metallic, Yenmet or YLI Variegated threads.

|   |   |   |
|---|---|---|
| <b>CC06301 Small Cappuccino Cup</b>               | <b>CC06314 Black Tea</b>  | <b>CC06327 Caffè Latte Appliqué</b>                                 |
| ■ 1. Plate..... 4174                              | ■ 1. Single Color Design..... 0020                                  | ■ 1. Plate Appliqué Placement Stitch..... 0853                      |
| ■ 2. Cup & Swirls on Plate..... 0651              |   | ■ 2. Plate Appliqué Tackdown..... 0853                              |
| ■ 3. Coffee..... 0853                             | <b>CC06315 Black Joe</b>  | ■ 3. Plate Highlights..... 0781                                     |
| ■ 4. Cup Highlights..... 0781                     | ■ 1. Single Color Design..... 0020                                  | ■ 4. Spoon..... 0131  |
| ■ 5. Dots & Handle..... 0020                      |   | ■ 5. Spoon Shading & Outlines..... 0108                             |
| ■ 6. Coffee Highlights & Steam..... 0781          | <b>CC06316 Chocolate</b>  | ■ 6. Spoon Handle, Cup Handle, Rim of Cup & Plate Details..... 0020 |
| ■ 7. Coffee Highlights..... 0015                  | ■ 1. Single Color Design..... 0020                                  | ■ 7. Cup Appliqué Placement Stitch..... 4174                        |
|   |   | ■ 8. Coffee & Steam..... 0781                                       |
| <b>CC06302 Cappuccino Wording</b>                 | <b>CC06317 Coca</b>   | ■ 9. Coffee Highlights..... 0015                                    |
| ■ 1. Single Color Design..... 0020                | ■ 1. Single Color Design..... 0020                                  | ■ 10. Cup Tackdown & Highlights..... 0132                           |
|   |   | ■ 11. Cup Linework & Coffee Swirls..... 0934                        |
| <b>CC06303 Small Coffee Cup</b>                   | <b>CC06318 Eye Opener</b>   | <b>CC06328 Large Caffè Latte Wording</b>                            |
| ■ 1. Plate..... 0934                              | ■ 1. Single Color Design..... 0020                                  | ■ 1. Single Color Design..... 0020                                  |
| ■ 2. Plate Highlights..... 0781                   |   |   |
| ■ 3. Cup..... 2022                                | <b>CC06319 Slam Dunk</b>  | <b>CC06329 Espresso Cup Appliqué</b>                                |
| ■ 4. Cup Shading, Handle & Plate Swirls..... 2115 | ■ 1. Single Color Design..... 0020                                  | ■ 1. Napkin Appliqué Placement Stitch..... 2115                     |
| ■ 5. Coffee..... 1776                             |   | ■ 2. Napkin Appliqué Tackdown..... 2115                             |
| ■ 6. Cup Highlights..... 1514                     | <b>CC06320 Mocha</b>  | ■ 3. Napkin Highlights..... 2022                                    |
| ■ 7. Cup Details..... 1140                        | ■ 1. Single Color Design..... 0020                                  | ■ 4. Cup Appliqué Placement Stitch..... 1140                        |
| ■ 8. Coffee Highlights & Steam..... 0781          |   | ■ 5. Cup Shading..... 1140  |
|   | <b>CC06321 My Fix</b>   | ■ 6. Coffee..... 1776   |
| <b>CC06304 Hot Coffee Wording</b>                 | ■ 1. Single Color Design..... 0020                                  | ■ 7. Handle & Top of Cup Appliqué Tackdown..... 0781                |
| ■ 1. Single Color Design..... 0020                |   | ■ 8. Cup Appliqué Tackdown..... 0934                                |
|   | <b>CC06322 Beans</b>  | ■ 9. Handle & Cup Highlights..... 0015                              |
| <b>CC06305 Small Latte Cup</b>                    | ■ 1. Bean Centers..... 0853   | ■ 10. Steam..... 0781   |
| ■ 1. Plate..... 0934                              | ■ 2. Beans..... 0945  | ■ 11. Center of Beans..... 0853                                     |
| ■ 2. Plate Highlights..... 0781                   | ■ 3. Lines Outside of Beans..... 0020                               | ■ 12. Beans..... 0945   |
| ■ 3. Spoon..... 0131                              |   | ■ 13. Lines Around Beans..... 0020                                  |
| ■ 4. Spoon Shading & Outlines..... 0108           | <b>CC06323 Cappuccino Appliqué</b>                                  | <b>CC06330 Large Espresso Wording</b>                               |
| ■ 5. Cup, Spoon Handle & Plate Details..... 0020  | ■ 1. Plate Appliqué Placement Stitch..... 4174                      | ■ 1. Single Color Design..... 0020                                  |
| ■ 6. Coffee & Steam..... 0781                     | ■ 2. Plate Appliqué Tackdown..... 4174                              |   |
| ■ 7. Coffee Highlights..... 0015                  | ■ 3. Plate Highlights..... 0132                                     | <b>CC06331 Sweet Chocolate Appliqué</b>                             |
| ■ 8. Cup Highlights & Outlines..... 0132          | ■ 4. Cup Appliqué Placement Stitch..... 0651                        | ■ 1. Plate Appliqué Placement Stitch..... 2115                      |
| ■ 9. Coffee Shading & Cup Details..... 0934       | ■ 5. Cup Appliqué Tackdown, Cup Shading & Swirls on Plate..... 0651 | ■ 2. Plate Appliqué Tackdown..... 2115                              |
|   | ■ 6. Coffee..... 0853   | ■ 3. Plate Highlights..... 2022                                     |
| <b>CC06306 Caffè Latte Wording</b>                | ■ 7. Cup Highlights & Rim..... 0781                                 | ■ 4. Chocolate Appliqué Placement Stitch..... 1876                  |
| ■ 1. Single Color Design..... 0020                | ■ 8. Coffee Shading & Steam..... 0776                               | ■ 5. Chocolate Appliqué Tackdown & Shading..... 1876                |
|   | ■ 9. Coffee Highlights..... 0015                                    | ■ 6. White Details on Chocolate & Plate..... 0870                   |
| <b>CC06307 Small Espresso Cup</b>                 | ■ 10. Dots & Handle..... 0020                                       | ■ 7. Chocolate Highlights..... 0853                                 |
| ■ 1. Napkin..... 2115                             |   | <b>CC06332 Large Sweet Chocolate Wording</b>                        |
| ■ 2. Napkin Highlights..... 2022                  | <b>CC06324 Large Cappuccino Wording</b>                             | ■ 1. Single Color Design..... 0020                                  |
| ■ 3. Coffee..... 1776                             | ■ 1. Single Color Design..... 0020                                  |   |
| ■ 4. Cup..... 0781                                |   | <b>CC06333 Single Border</b>  |
| ■ 5. Cup Shading..... 1140                        | <b>CC06325 Coffee Cup Appliqué</b>                                  | ■ 1. Black Swirls & Dots..... 0020                                  |
| ■ 6. Cup Outlines..... 0934                       | ■ 1. Plate Appliqué Placement Stitch..... 0853                      | ■ 2. Red Dots..... 2115   |
| ■ 7. Cup Highlights & Napkin Details..... 0015    | ■ 2. Plate Appliqué Tackdown..... 0853                              | <b>CC06334 Large Border</b>   |
| ■ 8. Steam..... 0781                              | ■ 3. Plate Highlights..... 0781                                     | ■ 1. Black Swirls & Dots..... 0020                                  |
|   | ■ 4. Details on Plate..... 2022                                     | ■ 2. Red Dots..... 2115   |
| <b>CC06308 Espresso Wording</b>                   | ■ 5. Cup Appliqué Placement Stitch..... 2115                        |   |
| ■ 1. Single Color Design..... 0020                | ■ 6. Cup Appliqué Tackdown & Shading, Handle..... 2115              | <b>CC06335 Bonus Background Appliqué Unfinished Edges (JUMBO)</b>   |
|   | ■ 7. Coffee..... 1776   | ■ 1. Background Appliqué Placement Stitch..... 4174                 |
| <b>CC06309 Small Sweet Chocolate</b>              | ■ 8. Cup Highlights..... 2022                                       | ■ 2. Background Appliqué Cut Line & Tackdown..... 4174              |
| ■ 1. Plate..... 2115                              | ■ 9. Cup Highlights & Rim..... 1514                                 | ■ 3. Table Appliqué Placement Stitch..... 2115                      |
| ■ 2. Plate Highlights..... 2022                   | ■ 10. Cup Details..... 1140   | ■ 4. Table Appliqué Tackdown..... 2115                              |
| ■ 3. Chocolate..... 0945                          | ■ 11. Coffee Swirls & Steam..... 0781                               | <b>CC06336 Bonus Background Appliqué Finished Edges (JUMBO)</b>     |
| ■ 4. Chocolate Highlights..... 0853               |   | ■ 1. Background Appliqué Placement Stitch..... 4174                 |
| ■ 5. Chocolate Shading..... 1876                  | <b>CC06326 Large Hot Coffee Wording</b>                             | ■ 2. Background Appliqué Cut Line & Tackdown..... 4174              |
| ■ 6. Chocolate & Plate Details..... 0870          | ■ 1. Single Color Design..... 0020                                  | ■ 3. Table Appliqué Placement Stitch..... 2115                      |
|   |   | ■ 4. Table Appliqué Tackdown..... 2115                              |
| <b>CC06310 Sweet Chocolate Wording</b>            |   | ■ 5. Cover Stitch..... 0020   |
| ■ 1. Single Color Design..... 0020                |   |   |
|   | <b>CC06311 Muddy Water</b>  |   |
| <b>CC06311 Muddy Water</b>                        | ■ 1. Single Color Design..... 0020                                  |   |
| ■ 1. Single Color Design..... 0020                |   |   |
| <b>CC06312 Mud Puddle</b>                         |   |   |
| ■ 1. Single Color Design..... 0020                |   |   |
|   | <b>CC06313 Fuel</b>   |   |
| <b>CC06313 Fuel</b>                               | ■ 1. Single Color Design..... 0020                                  |   |
| ■ 1. Single Color Design..... 0020                |   |   |

It is a violation of Copyright law to make and distribute copies of software or artwork.


Software is licensed to the original purchaser for use at one location. ©2011 Lorilynn Simms for use in home embroidery. All rights reserved.

**NOTE: Appliqué fabric not included.**

1. Print out the necessary pages from the PDF of the appliqué pattern(s).
2. Mark the right side of the pattern pieces so you'll know which direction to lay the pattern on the fabric.
3. Lightly spray the wrong side of the pattern pieces with temporary adhesive spray and allow it to set for a few minutes.
4. Place the pattern pieces on the right side of the fabric and carefully cut them out. **PHOTO 1**
5. Sew the placement stitch on you hooped fabric. **PHOTO 2**
6. With the paper still stuck to the right side of the appliqué fabric, spray the wrong side of the fabric with temporary spray adhesive.
7. Place the fabric inside the sewing placement stitch so that it matches the stitching line then remove the paper pattern. **PHOTO 3**
8. Sew the tackdown. **PHOTO 4**
9. Sew the remainder of the design and repeat for any remaining pieces. **PHOTO 5**

**NOTE: The patterns are sized for the designs as they were made. If you resize the design, you will need to resize the pattern the same amount. You can print out the pattern at the normal size then copy it on a copy machine at the changed size, i.e. resize the designs to 80%, resize the printed pattern to 80%.**

**TIP: When Printing the patterns, make sure that the "Fit to page" option is UNCHECKED in the Print Dialog Box. If this option is checked the printed patterns will not be actual size.**



# IMPORTANT:

When printing this document, the “Fit to page” option must be UNCHECKED or the “Page Scaling” option must be set to NONE depending on your printer’s options. If this option is set incorrectly, the prints will not work correctly as patterns because they will not print at actual size.

